





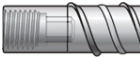














Section A

TAPPER SCREW-DROP IN ANCHORS-SETTING TOOLS

Page 6

Prices Per unit Qty Excluding GST

01/03/2007

Code	Size	Pack	Price	Unit	Code	Size	Pack	Price	Unit
<i>Continued from page 5</i>					TAPPER Concrete Screw 				
Tapper Installation Tools 					SDS/Hex Shaft Rotary Hammer Bits				
BTIT1000	100mm	1	N/A	Each	ERHB532-7	5/32x7	1	N/A	Each
BTIT2000	70mm	1	N/A	Each	ERHB316-7	3/16x7	1	N/A	Each
BTIT1000SDS	150mm	1	N/A	Each	TAPPER Concrete Screw 				
SLAKE DROP IN					D Shank Masonry Impact Bits				
Female Threaded Screwbolt					EDSMB532 5/32x7 1 N/A Each 				
Carbon Steel M10 Internally Threaded Screwbolt 					EDSMB316 3/16x7 1 N/A Each				
BSNAKE	M10 X 30	50	N/A	100	HOLLOW SET Drop In Anchor				
BSNST10	Setting Tool	1	N/A	Each	Setting Tool-HOLLOW Base Material				
HOLLOW SET Drop In Anchor					UNC 				
Carbon Steel Cone UNC 					BHST14HB 1/4" 1 N/A Each				
BHSD14	1/4"	100	N/A	100	BHST516HB 5/16" 1 N/A Each				
BHSD516	5/16"	50	N/A	100	BHST38HB 3/8" 1 N/A Each				
BHSD38	3/8"	50	N/A	100	BHST12HB 1/2" 1 N/A Each				
BHSD12	1/2"	50	N/A	100	BHST58HB 5/8" 1 N/A Each				
BHSD58	5/8"	50	N/A	100	METRIC				
HOLLOW SET Drop In Anchor					BHST10 10MM 1 N/A Each				
Carbon Steel Cone Metric 					HOLLOW SET Drop In Anchor				
BHSDM10	10mm	50	N/A	100	Setting Tool-SOLID Base Material 				
BHSDM12	12mm	50	N/A	100	BHST14SB 1/4" 1 N/A Each				
HOLLOW SET Drop In Anchor					BHST516SB 5/16" 1 N/A Each				
Stainless Steel Cone Grade 304 UNC 					BHST38SB 3/8" 1 N/A Each				
BHSDS14	1/4x1	100	N/A	100	BHST12SB 1/2" 1 N/A Each				
BHSDS38	3/8x1 1/2	50	N/A	100	DROP IN-WEDGE Anchors LIPPED				
DROP IN-WEDGE Anchors LIPPED					Setting Tool Lipped 				
Carbon Steel Zinc Metric 					BSTL10 10MM 1 N/A Each				
BDIALM10	M10 x 30mm	50	N/A	100	DROP IN-WEDGE Anchors				
DROP IN-WEDGE Anchors					Setting Tools Standard 				
Carbon Steel Zinc Metric					BST06 M6-1/4 1 N/A Each				
BDIAM6	6.0x28	100	N/A	100	BST08 M8-5/16 1 N/A Each				
BDIAM8	8.0x30	100	N/A	100	BST10 M10-3/8 1 N/A Each				
BDIAM10	10x40	50	N/A	100	BST12 M12-1/2 1 N/A Each				
BDIAM12	12x50	50	N/A	100	BST16 M16-5/8 1 N/A Each				
BDIAM16	16x67	25	N/A	100	BST20 M20-3/4 1 N/A Each				
BDIAM20	20x83	25	N/A	100	RUBBER NUTS Powers®				
DROP IN-WEDGE Anchors					Without Screw 				
Carbon Steel Zinc Imperial BSW 					BRN0812 M4x11.5 50 N/A 100				
BDIA14	1/4x1	100	N/A	100	BRN0824 M4x24 50 N/A 100				
BDIA38	3/8x1 1/2	50	N/A	100	BRN1014 M5x14 50 N/A 100				
BDIA12	1/2x2	50	N/A	100	BRN1025 M5x25 50 N/A 100				
DROP IN-WEDGE Anchors					BRN1038 M5x38 50 N/A 100				
Stainless Steel Metric Grade 316 					BRN1315 M6x15 50 N/A 100				
BDIASM6	6.0x28	100	N/A	100	BRN1325 M6x25 50 N/A 100				
BDIASM8	8.0x30	100	N/A	100	BRN1335 M6x36 50 N/A 100				
BDIASM10	10x40	50	N/A	100	BRN1830 M8x30 50 N/A 100				
BDIASM12	12x50	50	N/A	100	BRN1850 M8x50 50 N/A 100				
BDIASM16	16x57	25	N/A	100	BRN2055 M10x55 25 N/A 100				
SHIELD ANCHORS					BRN2475 M12x75 20 N/A 100				
Carbon Steel Zinc Imperial BSW 					RUBBER NUTS Powers®				
BSA14	1/4x1 1/4	50	N/A	100	With Slotted Pan Head Screw ZIP 				
BSA516	5/16x2	25	N/A	100	BRNS3824 M3x24 50 N/A 100				
BSA38	3/8x2	25	N/A	100	BRNS0812 M4x11.5 50 N/A 100				
BSA12	1/2x2 1/2	25	N/A	100	BRNS0824 M4x24 50 N/A 100				
					BRNS1014 M5x14 50 N/A 100				
					BRNS1025 M5x25 50 N/A 100				
					BRNS1038 M5x38 50 N/A 100				
					Purlin Clips 				
					BPC1 100 N/A 100				